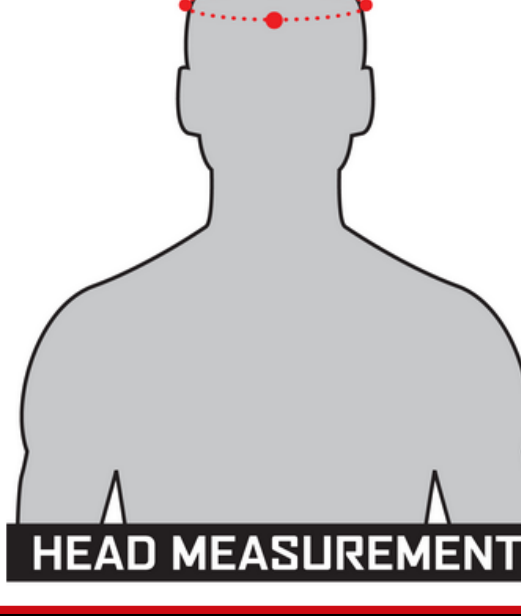


HELMET SIZING



HEAD MEASUREMENT

HELMET SIZING INFORMATION

To achieve proper helmet fitment, begin by finding your head circumference size using the method described below. Remember that the helmet size you choose should fit around the crown of your head comfortably with no pressure points. The cheekpads should fit firmly around your face. Once your chin strap is fastened, grab the chin bar of the helmet and move it side to side. Your cheeks should move with the helmet and not slide across your face. Different thickness cheekpads can be purchased to obtain the perfect fit.

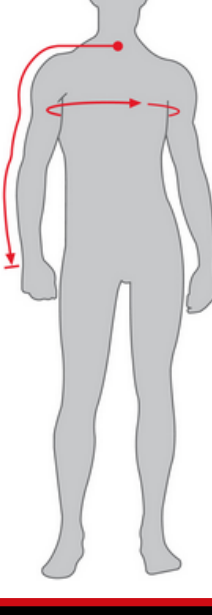
HEAD MEASUREMENT INSTRUCTIONS

Wrap a flexible tape measure around your head approximately one inch above the eyebrows, and ears. Use this measurement (in either inches or centimeters) to find your helmet size in the chart below.

HELMET SIZING CHART

SHELL	2XS	XS	S	M	L	XL	2XL	3XL
HAT SIZE	6 ¹¹ / ₈ - 6 ¹ / ₂	6 ⁵ / ₈ - 6 ³ / ₄	6 ⁷ / ₈ - 7	7 ¹ / ₈ - 7 ¹ / ₄	7 ³ / ₈ - 7 ¹ / ₂	7 ⁵ / ₈ - 7 ³ / ₄	7 ⁷ / ₈ - 8	8 ¹ / ₈ - 8 ¹ / ₄
INCHES	20 ¹ / ₂ - 20 ³ / ₄	20 ⁷ / ₈ - 21 ¹ / ₄	21 ⁵ / ₈ - 22	22 ³ / ₈ - 22 ¹ / ₂	23 ¹ / ₈ - 23 ¹ / ₂	24 - 24 ³ / ₄	24 ³ / ₄ - 25 ¹ / ₈	25 ¹ / ₂ - 26
CENTIMETERS	51-52	53-54	55-56	57-58	59-60	61-62	63-64	65-66

JACKET SIZING



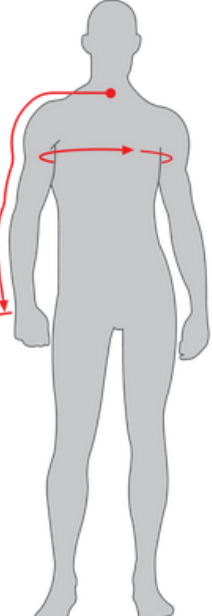
FIELD ARMOR STRYKER RIG™ SIZING CHART

SIZE	M-L	XL-2XL
CHEST	38" - 42"	42" - 48"
SLEEVE	32" - 33"	34" - 35"
UNITED KINGDOM	40/44	44/48
EUROPE	50-54	56-58

JACKET SIZING INFORMATION
There are three variables to consider when sizing an ICON jacket. The first two are the chest and sleeve measurements, which are what your jacket size is based on. The third is the jacket fit type, which defines the "cut" of the jacket (Attack, Sport, or Relaxed). Instructions, sizing charts and jacket fit details can be found below. The fit type of every Icon jacket can be found in the first bullet point of the copy block for that individual product.

CHEST MEASUREMENT INSTRUCTIONS
While standing with your arms relaxed at your side, wrap a flexible tape measure around your chest at its largest point. The tape measure should go through your armpit and stay parallel with the floor while taking the measurement.

SLEEVE MEASUREMENT INSTRUCTIONS
While standing with your arms relaxed at your side, place one end of a flexible tape measure on your spine at the base of your neck. Measure over the top of your shoulder, down over the point of your elbow, and finish at the wrist bone.



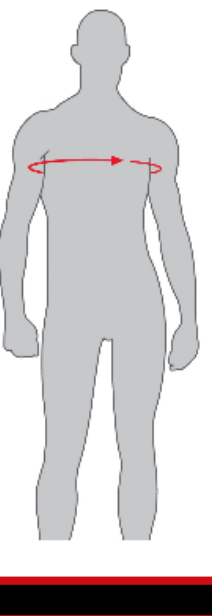
MENS JACKET SIZING CHART

SIZE	XS	S	M	L	XL	2XL	3XL	4XL
CHEST	34 - 36"	36 - 38"	38 - 40"	40 - 42"	42 - 44"	46 - 48"	48 - 50"	52 - 54"
SLEEVE	30"	31"	32"	33"	34"	35"	36"	37"
UNITED KINGDOM	36	38	40	42/44	44/46	48	50	54
EUROPE	46	48	50	54	56	58	60	64

JACKET SIZING INFORMATION
There are three variables to consider when sizing an Icon jacket. The first two are the chest and sleeve measurements, which are what your jacket size is based on. The third is the jacket fit type, which defines the "cut" of the jacket (Attack, Sport, or Relaxed). Instructions, sizing charts and jacket fit details can be found below.

CHEST MEASUREMENT INSTRUCTIONS
While standing with your arms relaxed at your side, wrap a flexible tape measure around your chest at its largest point. The tape measure should go through your armpit and stay parallel with the floor while taking the measurement.

SLEEVE MEASUREMENT INSTRUCTIONS
While standing with your arms relaxed at your side, place one end of a flexible tape measure on your spine at the base of your neck. Measure over the top of your shoulder, down over the point of your elbow, and finish at the wrist bone.



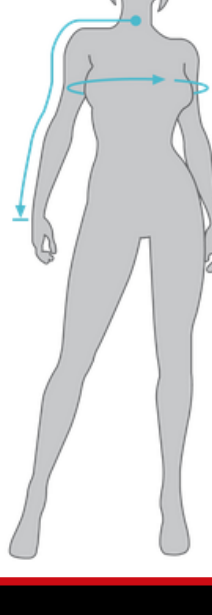
FIELD ARMOR STRYKER VEST™ SIZING CHART

SIZE	SM-M	L-XL	2X-3X
CHEST	36" - 40"	40" - 44"	46" - 50"
UNITED KINGDOM	38/40	42/46	48/50
EUROPE	48-50	54-56	58-60

JACKET SIZING INFORMATION
There are three variables to consider when sizing an Icon jacket. The first two are the chest and sleeve measurements, which are what your jacket size is based on. The third is the jacket fit type, which defines the "cut" of the jacket (Attack, Sport, or Relaxed). Instructions, sizing charts and jacket fit details can be found below.

CHEST MEASUREMENT INSTRUCTIONS
While standing with your arms relaxed at your side, wrap a flexible tape measure around your chest at its largest point. The tape measure should go through your armpit and stay parallel with the floor while taking the measurement.

SLEEVE MEASUREMENT INSTRUCTIONS
While standing with your arms relaxed at your side, place one end of a flexible tape measure on your spine at the base of your neck. Measure over the top of your shoulder, down over the point of your elbow, and finish at the wrist bone.



WOMENS JACKET SIZING CHART

SIZE	XS	S	M	L	XL	2XL	3XL
CHEST	33"	35"	37"	39"	41"	43"	45"
SLEEVE	29"	29.5"	30"	30.5"	31"	31.5"	32"
UNITED KINGDOM	5	7	9	11	13	15	17
EUROPE	40	42	44	46	48	50	52

JACKET SIZING INFORMATION
There are three variables to consider when sizing an Icon jacket. The first two are the chest and sleeve measurements, which are what your jacket size is based on. The third is the jacket fit type, which defines the "cut" of the jacket (Attack, Sport, or Relaxed). Instructions, sizing charts and jacket fit details can be found below.

CHEST MEASUREMENT INSTRUCTIONS
While standing with your arms relaxed at your side, wrap a flexible tape measure around your chest at its largest point. The tape measure should go through your armpit and stay parallel with the floor while taking the measurement.

SLEEVE MEASUREMENT INSTRUCTIONS
While standing with your arms relaxed at your side, place one end of a flexible tape measure on your spine at the base of your neck. Measure over the top of your shoulder, down over the point of your elbow, and finish at the wrist bone.



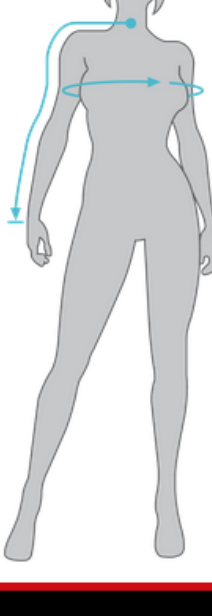
WOMENS JACKET SIZING CHART

SIZE	XS	S	M	L	XL	2XL	3XL
CHEST	33"	35"	37"	39"	41"	43"	45"
SLEEVE	29"	29.5"	30"	30.5"	31"	31.5"	32"
UNITED KINGDOM	5	7	9	11	13	15	17
EUROPE	40	42	44	46	48	50	52

JACKET SIZING INFORMATION
There are three variables to consider when sizing an Icon jacket. The first two are the chest and sleeve measurements, which are what your jacket size is based on. The third is the jacket fit type, which defines the "cut" of the jacket (Attack, Sport, or Relaxed). Instructions, sizing charts and jacket fit details can be found below.

CHEST MEASUREMENT INSTRUCTIONS
While standing with your arms relaxed at your side, wrap a flexible tape measure around your chest at its largest point. The tape measure should go through your armpit and stay parallel with the floor while taking the measurement.

SLEEVE MEASUREMENT INSTRUCTIONS
While standing with your arms relaxed at your side, place one end of a flexible tape measure on your spine at the base of your neck. Measure over the top of your shoulder, down over the point of your elbow, and finish at the wrist bone.



WOMENS JACKET SIZING CHART

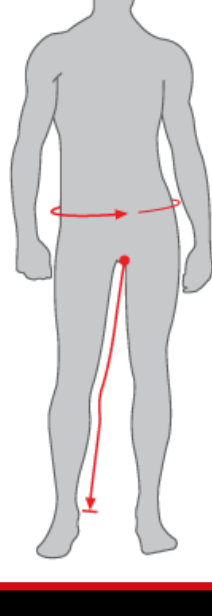
SIZE	XS	S	M	L	XL	2XL	3XL
CHEST	33"	35"	37"	39"	41"	43"	45"
SLEEVE	29"	29.5"	30"	30.5"	31"	31.5"	32"
UNITED KINGDOM	5	7	9	11	13	15	17
EUROPE	40	42	44	46	48	50	52

JACKET SIZING INFORMATION
There are three variables to consider when sizing an Icon jacket. The first two are the chest and sleeve measurements, which are what your jacket size is based on. The third is the jacket fit type, which defines the "cut" of the jacket (Attack, Sport, or Relaxed). Instructions, sizing charts and jacket fit details can be found below.

CHEST MEASUREMENT INSTRUCTIONS
While standing with your arms relaxed at your side, wrap a flexible tape measure around your chest at its largest point. The tape measure should go through your armpit and stay parallel with the floor while taking the measurement.

SLEEVE MEASUREMENT INSTRUCTIONS
While standing with your arms relaxed at your side, place one end of a flexible tape measure on your spine at the base of your neck. Measure over the top of your shoulder, down over the point of your elbow, and finish at the wrist bone.

PANT SIZING

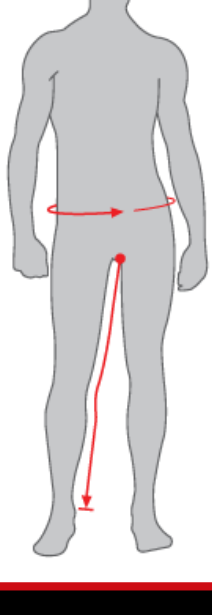


WAIST MEASUREMENT INSTRUCTIONS
While standing in a relaxed position, measure around your natural waistline, while keeping the tape measure parallel to the floor.

INSEAM MEASUREMENT INSTRUCTIONS
While standing in a relaxed position, measure the total length of the inside of your leg, from crotch to ankle.

MENS PANT SIZING CHART

	28"	30"	32"	34"	36"	38"	40"	42"	44"
WAIST	28"	30"	32"	34"	36"	38"	40"	42"	44"
INSEAM	32"	32"	33"	33"	33"	34"	34"	34"	34"
UNITED KINGDOM	28	30	32	34	36	38	40	42	44
EUROPE	44	46	48	50	52	54	56	58	60

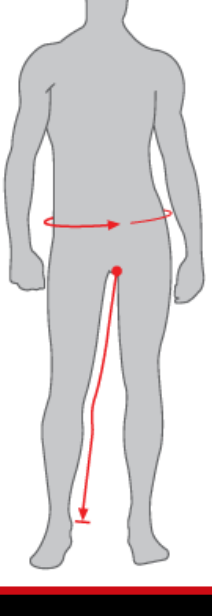


WAIST MEASUREMENT INSTRUCTIONS
While standing in a relaxed position, measure around your natural waistline, while keeping the tape measure parallel to the floor.

INSEAM MEASUREMENT INSTRUCTIONS
While standing in a relaxed position, measure the total length of the inside of your leg, from crotch to ankle.

MENS PANT SIZING CHART

	28"	30"	32"	34"	36"	38"	40"	42"	44"
WAIST	28"	30"	32"	34"	36"	38"	40"	42"	44"
INSEAM	32"	32"	33"	33"	33"	34"	34"	34"	34"
UNITED KINGDOM	28	30	32	34	36	38	40	42	44
EUROPE	44	46	48	50	52	54	56	58	60



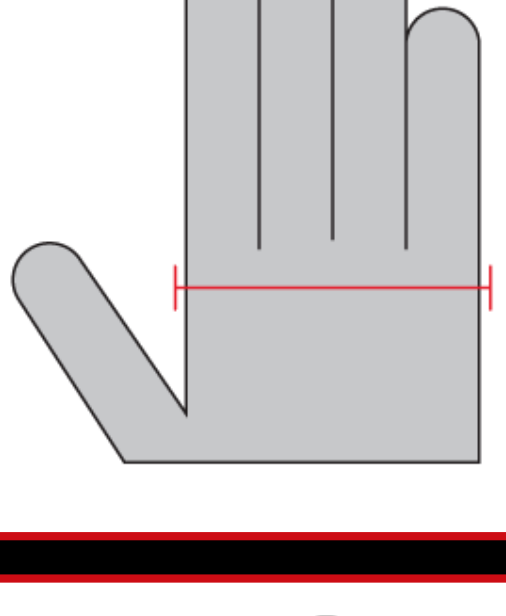
WAIST MEASUREMENT INSTRUCTIONS
While standing in a relaxed position, measure around your natural waistline, while keeping the tape measure parallel to the floor.

INSEAM MEASUREMENT INSTRUCTIONS
While standing in a relaxed position, measure the total length of the inside of your leg, from crotch to ankle.

MENS PANT SIZING CHART

	28"	30"	32"	34"	36"	38"	40"	42"	44"
WAIST	28"	30"	32"	34"	36"	38"	40"	42"	44"
INSEAM	32"	32"	33"	33"	33"	34"	34"	34"	34"
UNITED KINGDOM	28	30	32	34	36	38	40	42	44
EUROPE	44	46	48	50	52	54	56	58	60

GLOVE SIZING

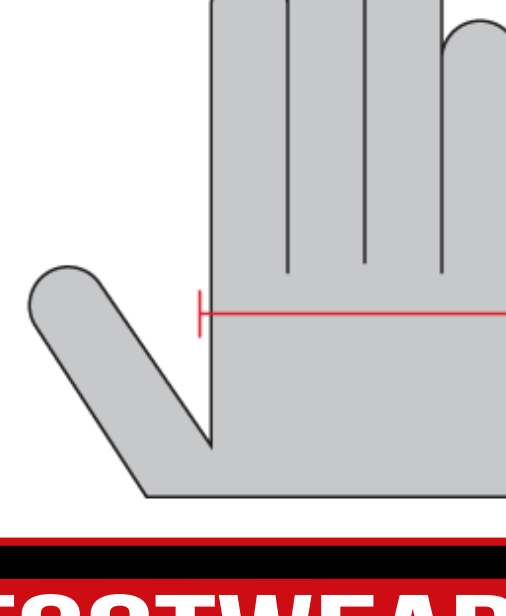


GLOVE MEASUREMENT INSTRUCTIONS

Icon gloves size is determined by measuring the width of your palm at its widest point - little below the knuckles.

MEN'S GLOVE SIZING CHART

MENS	S	M	L	XL	2XL	3XL	4XL
INCHES	2 ³ / ₄	3 ¹ / ₄	3 ³ / ₄	4 ¹ / ₄	4 ³ / ₄	5 ¹ / ₄	5 ³ / ₄
EUROPE	7	8	9	10	11	12	13



GLOVE MEASUREMENT INSTRUCTIONS

Icon gloves size is determined by measuring the width of your palm at its widest point - little below the knuckles.

WOMEN'S GLOVE SIZING CHART

WOMENS	S	M	L	XL	2XL
INCHES	2 ¹ / ₈	2 ⁵ / ₈	3	3 ¹ / ₂	4
EUROPE	6.5	7	7.5	8	8.5

FOOTWEAR SIZING

MEN'S FOOTWEAR SIZING CHART

UNITED STATES	6	7	8	8.5	9	9.5	10	10.5	11	11.5	12	13	14
UNITED KINGDOM	5.5	6.5	7.5	8	8.5	9	9.5	10	10.5	11	11.5	12.5	13.5
EUROPE	38	39	41	42	43	43.5	44	44.5	45	45.5	46	47	48.5
JAPAN	24	25	26	26.5	27	27.5	28	28.5	29	29.5	30	31	32

WOMEN'S FOOTWEAR SIZING CHART

UNITED STATES	5	5.5	6	6.5	7	7.5	8	8.5	9	9.5	10
UNITED KINGDOM	2.5	3	3.5	4	4.5	5	5.5	6	6.5	7	7.5
EUROPE	35	35.5	36	37	37.5	38	38.5	39	40	41	42
JAPAN	21	21.5	22	22.5	23	23.5	24	24.5	25	25.5	26